Snapshot Assessment Name: _____ Date: _____

Module 2; Standard: ®K.G.4 Analyze and compare 2D and 3D shapes, in different sizes and orientations, using informal language to describe their similarities, differences, and parts

Score: ____/10

1. Ask students to point to the _____. Circle the shapes students identify correctly. (DOK 1, 2 points)

1 pt: identifies 4-6 shapes 2 pts: 7-9

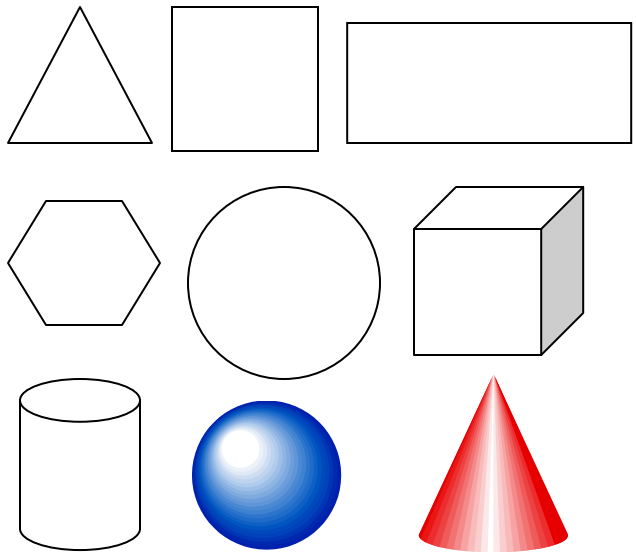

2. Show students the shapes below, say "What is the name of this shape?" Circle the shapes students name correctly. (DOK 1)

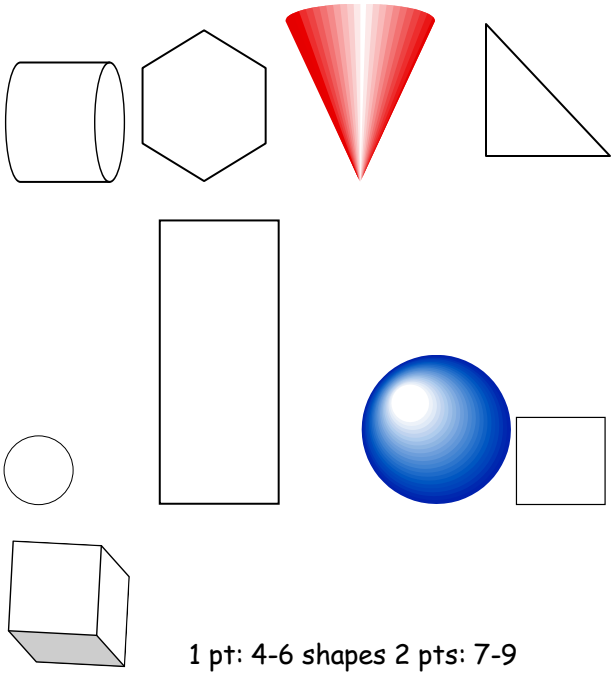

1 pt: 4-6 shapes 2 pts: 7-9

3. For each shape, show student the shape and ask "What is the name of this shape?" then "How do you know it is a _____?"(DOK 2, 4 points)See Part B for recording sheet

shape	name	describe
circle		
square		
rectangle		
hexagon		
triangle		
sphere		
cone		
cube		

4. Show student the shapes below. Say, "Color all of the triangles" then "Why are the others not triangles?" (DOK 2, 2 points)

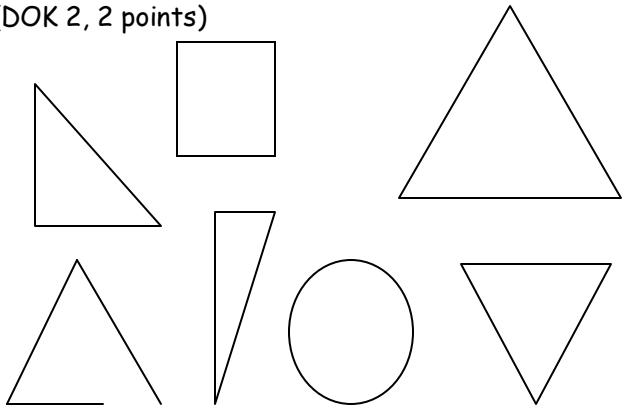

Teacher records student reasoning: